



ISOLATEK TYPE 300

Spray-Applied Fire Resistive Material

ISOLATEK TYPE 300 is a durable, wet mix Spray-Applied Fire Resistive Material (SFRM) designed to provide fire protection to various floor and roof assemblies, steel beams, columns, and joists in commercial construction projects.

ISOLATEK TYPE 300 offers the best fire resistance performance per unit thickness of any commercial SFRM. This means less material is needed to achieve required fire ratings. ISOLATEK TYPE is very cost efficient.

ISOLATEK TYPE 300 is applied exclusively by ISOLATEK licensed and trained contractors. Our technical staff works closely with building team members to meet all fire protection needs.

CODE COMPLIANCES

ISOLATEK TYPE 300 satisfies the requirements of the following:

- IBC - International Building Code (ICC ESR-1649)
- New York City - MEA
- City of Los Angeles
- NBC - National Building Code of Canada

MAJOR SPECIFICATIONS

ISOLATEK TYPE 300 complies with the requirements of the following specifications:

- General Services Administration (GSA): AIA/SC/GSA:07811
- Department of the Navy NAVFACENCOM Guide Specification NFGS 07810, Sprayed-On Fireproofing
- Veterans Administration (VA): H-08-1
- U.S. ARMY Corps of Engineers CEGS-07811
- U.S. Environmental Protection Agency (EPA): Regulation 40
- Construction Specification Canada (CSC) TEK-AID
- Factory Mutual Approved

FIRE TEST PERFORMANCE

ISOLATEK TYPE 300 has been extensively tested for fire endurance by Underwriters Laboratories (UL) and Underwriters Laboratories of Canada (ULC) in accordance with ASTM E119 (UL 263, CAN/ULC-S101).

These tests have resulted in ratings of up to 4 hours for:

- Floor Assemblies
- Beams
- Joists
- Columns
- Roof Assemblies

ISOLATEK TYPE 300 has also been tested in accordance with ASTM E84 (UL723,CAN/ULC-S102) and has the following

Surface Burning Characteristics
 Flame Spread.....0
 Smoke Developed.....0

THERMAL PROPERTIES

ISOLATEK TYPE 300 is also a thermal insulator. This benefit is important in reducing heat loss, particularly when the product is applied to the underside of a roof deck. The R-value added by ISOLATEK TYPE 300 may allow a reduction in roof insulation.

Product	Conductivity (k)*	Resistance (R/inch)
ISOLATEK TYPE 300	0.54 BTU in/hr ft ² °F@ 75°F (0.078 W/mK @ 24°C)	1.85

*When tested in accordance with ASTM C518

Physical Performance			
Characteristic	ASTM Method	Standard Performance*	Tested Performance**
Density	E605	15 pcf (240 kg/m ³)	15 pcf (240 kg/m ³)
Combustibility	E136	Noncombustible	Noncombustible
Cone Calorimeter	E1354	No Flaming or Heat Release	No Flaming or Heat Release
Cohesion/Adhesion	E736	150 psf (7.2 kPa)	428 psf (20.5 kPa)
Deflection	E759	No Cracks or Delaminations	No Cracks or Delaminations
Bond Impact	E760	No Cracks or Delaminations	No Cracks or Delaminations
Compressive Strength	E761	750 psf (35.9 kPa)	3,100 psf (148.4 kPa)
Air Erosion Resistance	E859	Less than 0.025 g/ft ² (0.27 g/m ²)	0.000g /ft ² (0.000g/m ²)
Corrosion Resistance	E937, Mil. Std. 810	Does Not Promote Corrosion of Steel	Does Not Promote Corrosion of Steel
Sound Absorption	C423		0.50 NRC 1"(25mm) on deck and beam
Fungal Resistance	G21	No Growth After 28 Days	Passed

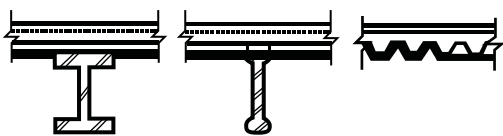
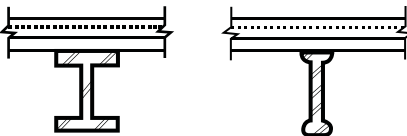
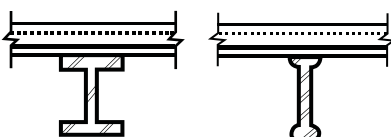
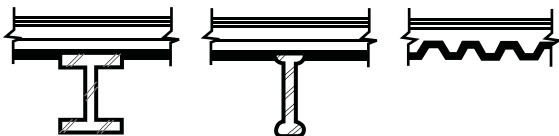
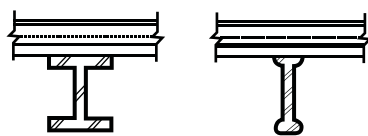
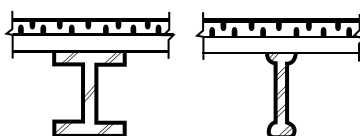
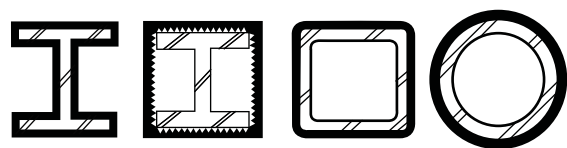
* Standard performance based on General Services Administration AIA/SC/GSA/07811. Refer to UL design for density requirement. For further information refer to the application manual.

** Values represent independent laboratory tests under controlled conditions.



LUCKY CORE INTERNATIONAL
P.O Box 231206 Dubai, UAE
email: info@luckycore-isolatek.ae
http://www.lucohyun.com
+971.4.884.1224

UL*/ULC Fire Resistance Ratings

system or Component	Rating (HR)	Designs	Design Details
Floor Assemblies - Protected Deck	1, 1 ¹ / ₂ , 2, 3 1, 1 ¹ / ₂ , 2, 3	D759 G705	
Floor Assemblies - Unprotected Deck	1 ¹ / ₂ , 2, 3	D902	
Beam or Joist Only - Floors	1, 1 ¹ / ₂ , 2, 3, 4 1, 1 ¹ / ₂ , 2, 3, 4 1, 1 ¹ / ₂ , 2, 3	N759 N708 ▼ N761	
Roof Assemblies - Protected Deck	1, 1 ¹ / ₂ , 2, 3 1, 1 ¹ / ₂ , 2, 3	P719 P723	
Roof Assemblies - Unprotected Deck	1, 1 ¹ / ₂ , 2 1, 1 ¹ / ₂ , 2	P908 P922	
Beam or Joist Only - Roofs	1, 1 ¹ / ₂ , 2, 3, 4 1, 1 ¹ / ₂ , 2, 3, 4	S721** S729	
Wide Flange, Pipe and Tube Steel Columns	1, 1 ¹ / ₂ , 2, 3, 4 ³ / ₄ , 1, 1 ¹ / ₂ , 2, 3, 4 4	X790 Z715 ▼ Z716 ▼	

Note: In all cases consult the actual design listing for beam sizes, deck profiles, electrification details, roof insulation types and other construction details.

*UL is accredited by the Standard Council of Canada (SCC) as a Certification and Testing Organization to Canadian Standards and codes.

** Requires material on underside of deck.

▼ ULC design

For Further Information

LUCO Technical and Sales representatives are always available to lend assistance. Additional Printed material, including Material Safety Data Sheet, and other product literature, are available upon request. For more information about LUCO line of fire protection, Intumescent Coatings, Rigid Boards, thermal/acoustical treatments, or for the name of sales representative in your area, please visit our website

The Performance data herein reflected our expectations based on test conducted in accordance with recognised standard methods. The sales of these products shall be subject to the terms and Conditions of sale set forth in the Company's invoices. No agent, employee or representative of the Company, or its subsidiary or affiliated companies, is authorized to modify this statement.