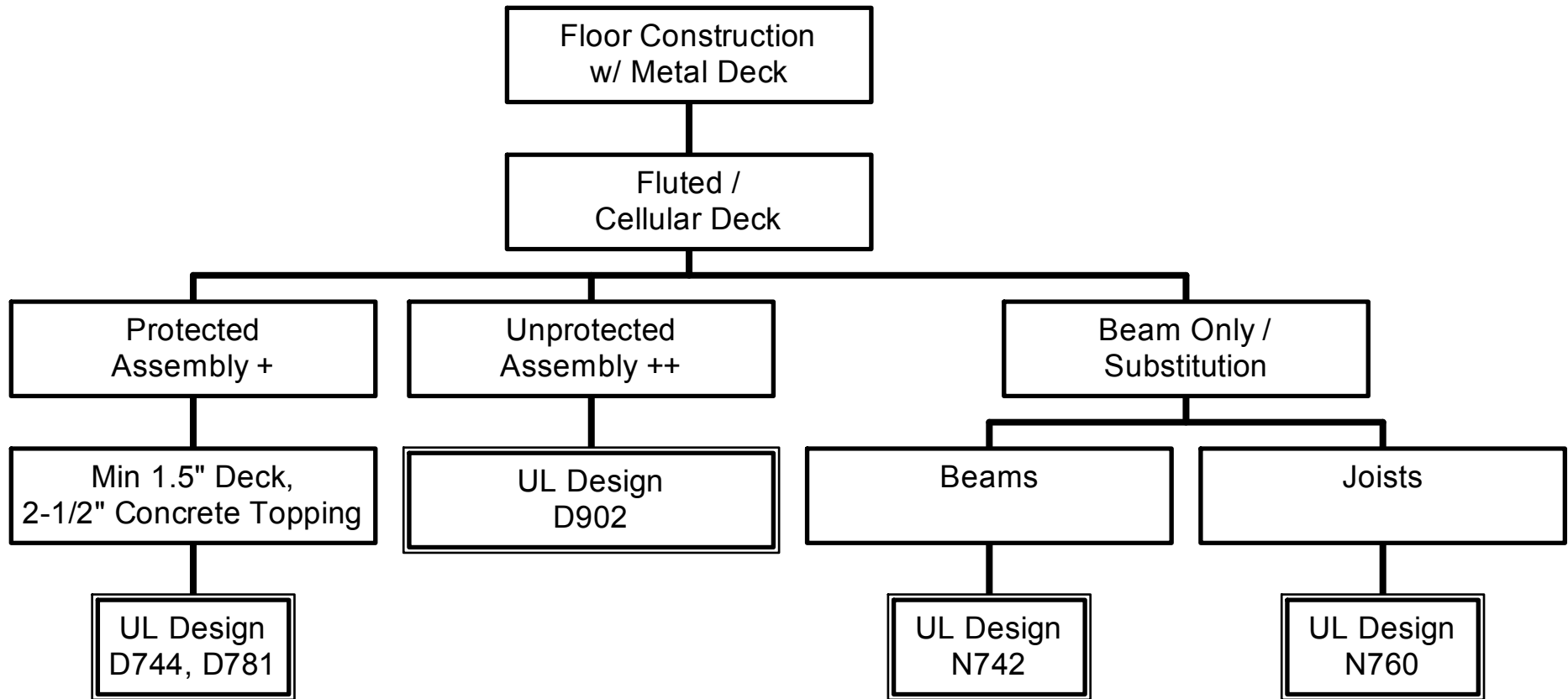


CAFCO® FENDOLITE® M-II & TG

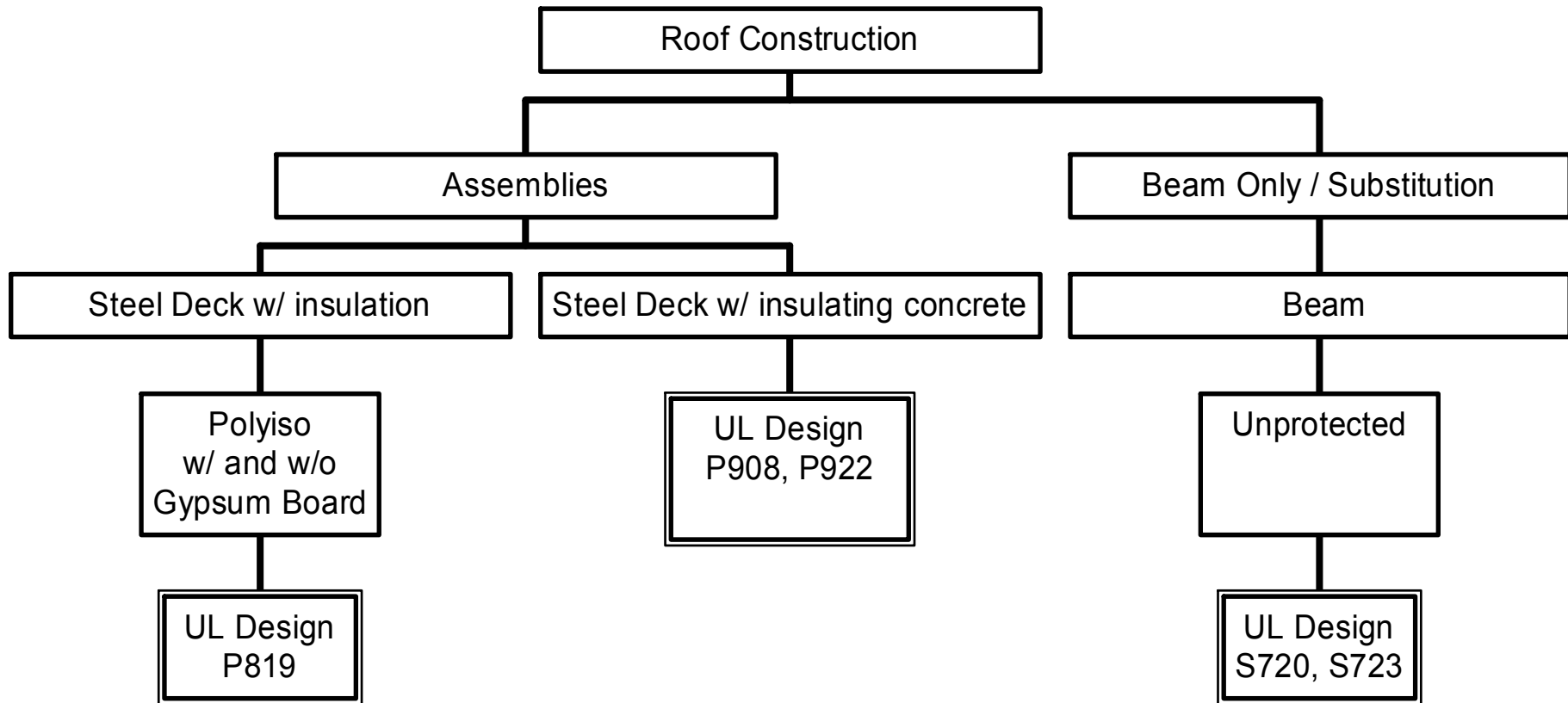


+ Minimum 2-1/2" LW or NW Concrete Topping

++ ≥ 2-1/2" LW Topping / 3-1/2" NW Topping for a 1hr. rating
 ≥ 3" LW Topping / 4" NW Topping for a 1.5 hr. rating
 ≥ 3-1/4" LW Topping / 4-1/2" NW Topping for a 2hr. rating
 ≥ 4-3/16" LW Topping / 5-1/4" NW Topping for a 3hr. rating

Please refer to the actual UL Designs for more detailed information, design limitations and thicknesses required. Other designs are available. Contact the Isolatek International Technical Services department at 1-800-631-9600 (option1) or your local representative for any additional information.

This chart is it not intended to take the place of careful analysis and review by the estimator.

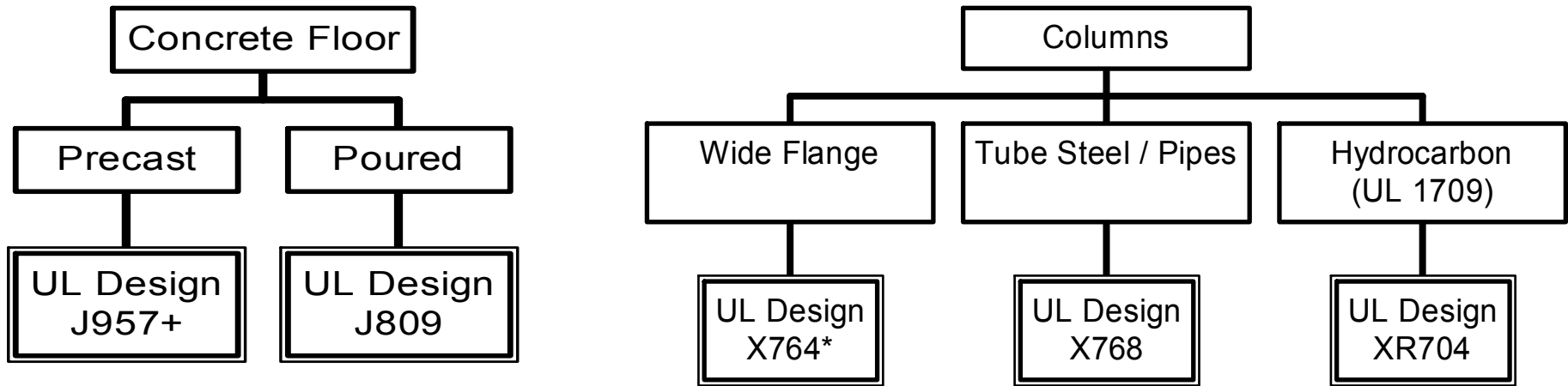


Please refer to the actual UL Designs for more detailed information, design limitations and thicknesses required. Other designs are available. Contact the Isolatek International Technical Services department at 1-800-631-9600 (option1) or your local representative for any additional information.

This chart is it not intended to take the place of careful analysis and review by the estimator.



CAFCO[®] FENDOLITE[®] M-II & TG



+ Minimum 8, 10 or 12 in. thick “Hollowcore” Units

* Contains Half Flange Tip Thickness Option

Please refer to the actual UL Designs for more detailed information, design limitations and thicknesses required. Other designs are available. Contact the Isolatek International Technical Services department at 1-800-631-9600 (option1) or your local representative for any additional information.

This chart is it not intended to take the place of careful analysis and review by the estimator.